

# Characterizing the CARMENES input catalogue of M dwarfs with low-resolution spectroscopy: metallicity



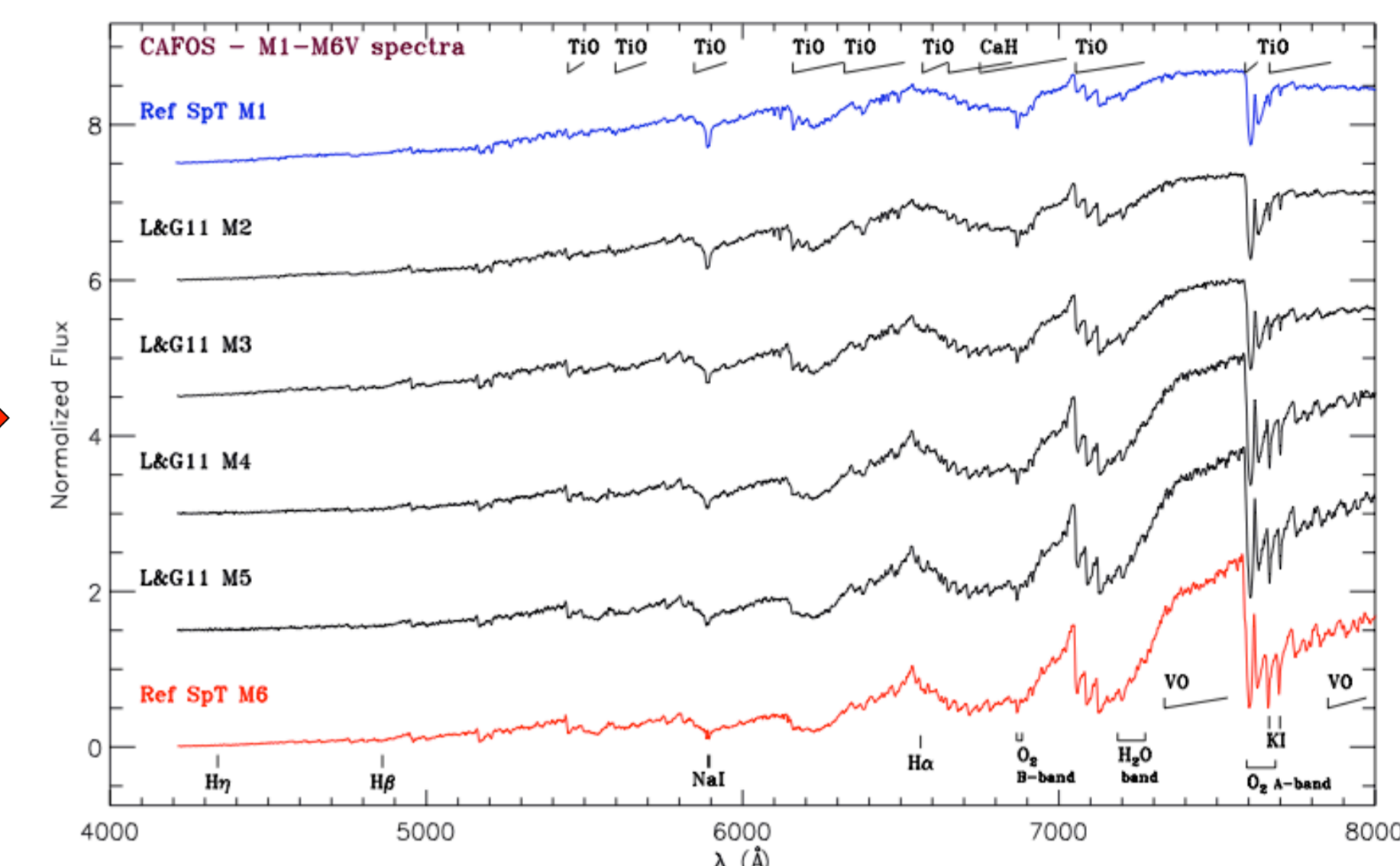
**carmenes**

F. J. Alonso-Floriano<sup>8</sup>(fjalonso@ucm.es), D. Montes<sup>8</sup>, H. M. Tabernero<sup>8,12</sup>, J. A. Caballero<sup>3,10</sup>, R. González-Peinado<sup>8</sup>, M. Cortés-Contreras<sup>8</sup>, M. Llamas<sup>8</sup>, J. I. González Hernández<sup>6</sup>, A. Klutsch<sup>13</sup>, J. C. Morales<sup>4</sup>, R. Mundt<sup>1</sup>, S. V. Jeffers<sup>5</sup>, A. Quirrenbach<sup>3</sup>, P. J. Amado<sup>2</sup>, I. Ribas<sup>4</sup>, A. Reiners<sup>5</sup>, W. Seifert<sup>3</sup>, and the CARMENES Consortium<sup>1,2,3,4,5,6,7,8,9,10,11</sup>

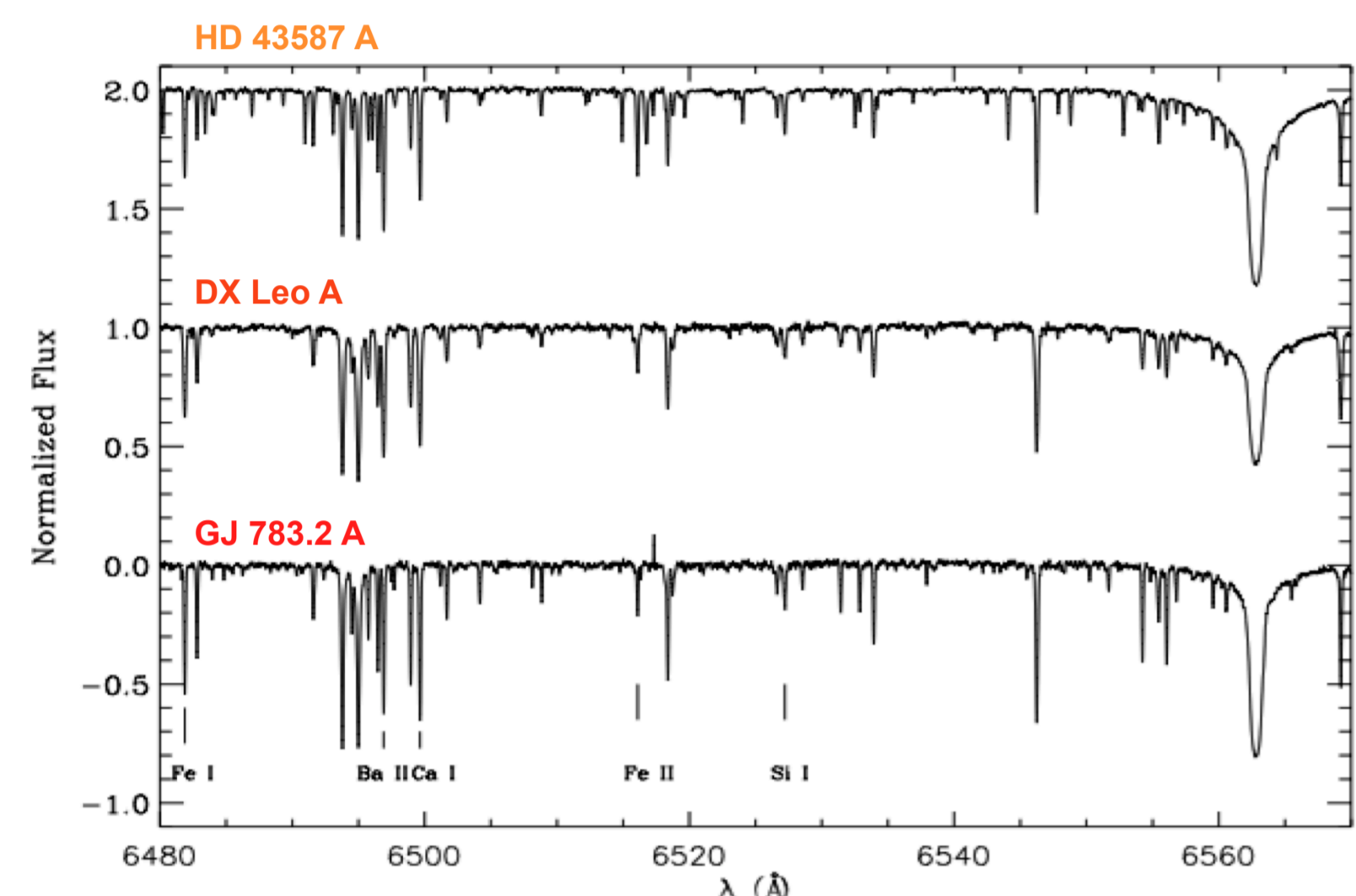
<sup>1</sup>Max-Planck-Institut für Astronomie • <sup>2</sup>Instituto de Astrofísica de Andalucía • <sup>3</sup>Landessternwarte Königstuhl • <sup>4</sup>Institut de Ciències de l'Espai • <sup>5</sup>Institut für Astrophysik Göttingen • <sup>6</sup>Instituto de Astrofísica de Canarias • <sup>7</sup>Thüringer Landessternwarte Tautenburg • <sup>8</sup>Universidad Complutense de Madrid • <sup>9</sup>Hamburger Sternwarte • <sup>10</sup>Centro de Astrobiología • <sup>11</sup>Centro Astronómico Hispano-Alemán – Calar Alto Observatory • <sup>12</sup>Universidad de Alicante • <sup>13</sup>INAF-Osservatorio Astrofisico di Catania

**Abstract.** In this contribution we summarise our science preparation activities to complete the CARMENES (<http://carmenes.caha.es/>) input catalogue of M dwarfs using low-resolution spectroscopy to derive spectral indices sensible to spectral type, gravity and metallicity as well as the level of chromospheric activity. We provide here all this information for 181 stars in addition to the 727 stars already published in Alonso-Floriano et al. (2015). We have developed a calibration of the M-dwarfs metallicity (Alonso-Floriano et al. 2016) using physical binaries composed of an F-, G- or K-dwarf primary and an M-dwarf secondary that allows us to provide the metallicity for all these M dwarfs.

**M-dwarfs CAFOS low-res spectra** were obtained at the 2.2-m Calar Alto Telescope (Almería, Spain) with the CAFOS spectrograph. The spectral resolution is 1500, the wavelength range covers from 4000 to 8000 Å and the S/N larger than 50 around the H $\alpha$  line. A total of **908 late-K and M-stars** were observed: 727 already published by Alonso-Floriano et al. (2015) and 181 additional ones are included here.

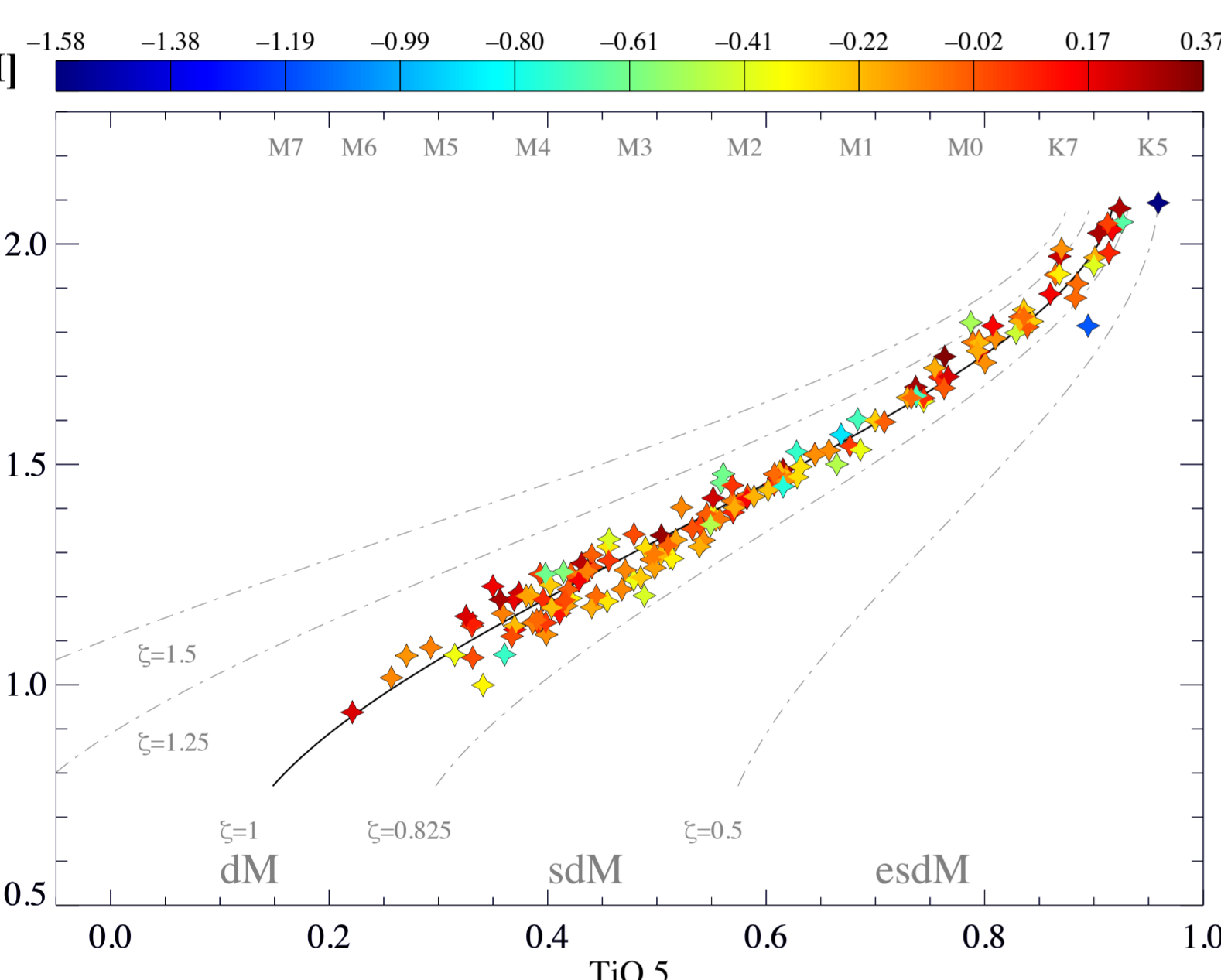


This sample includes 175 lateK/M-dwarfs members of wide physical binaries and multiple systems which primary component is an F-, G- or K-star that we use to calibrate the metallicity, [Fe/H].

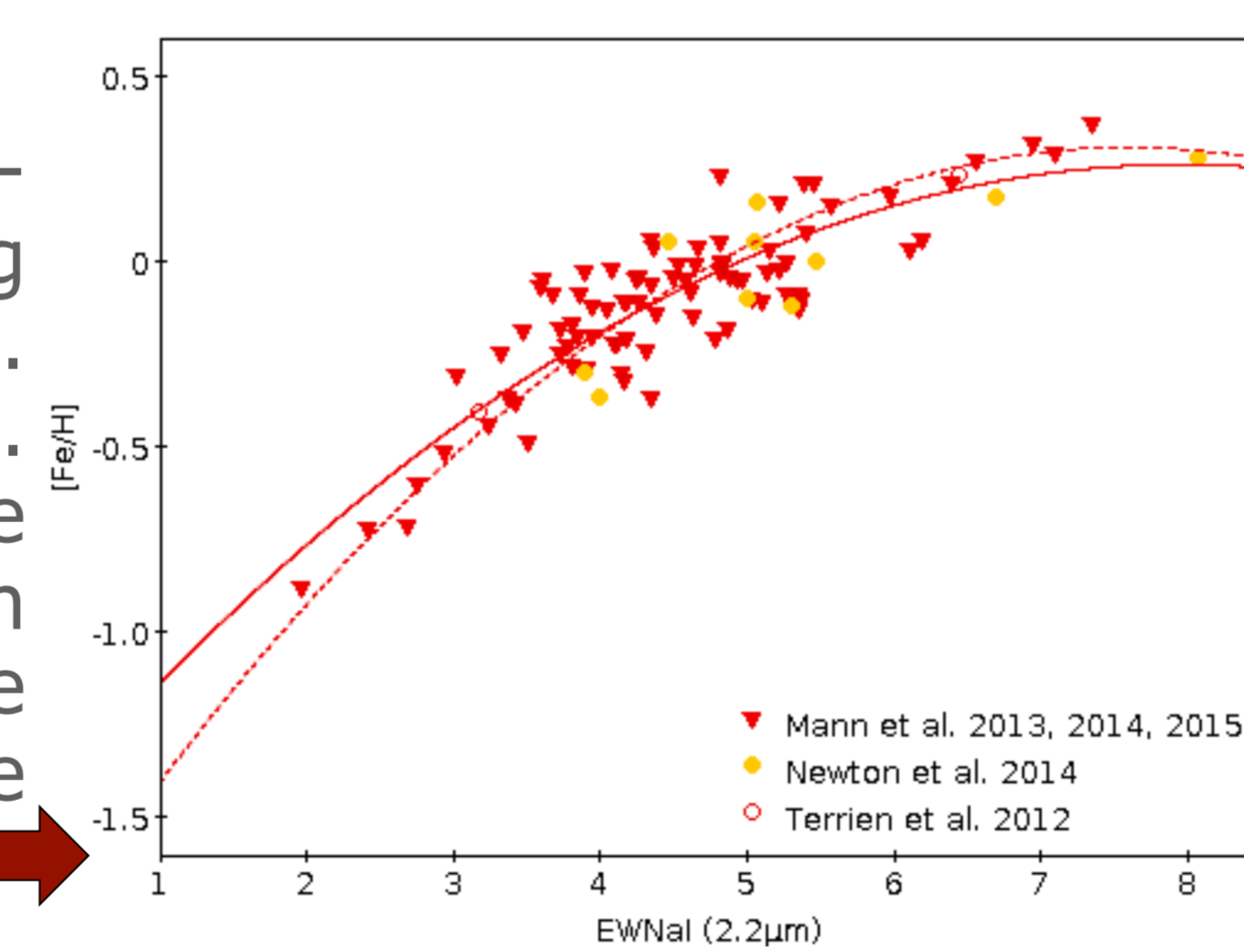


**F-, G- or K-star HERMES high-res spectra** were obtained at the 1.2-m Mercator Telescope in La Palma with the HERMES echelle spectrograph. The spectral resolution is 85000, and the wavelength coverage is from 3800 to 8750 Å. S/N range from 70 to 300. Stellar parameters ( $T_{\text{eff}}$ ,  $\log g$ ,  $\xi$  and [Fe/H]) were determined using the code (*StePar*, Tabernero et al. 2012) with the EW method.

## M-dwarf metallicity calibrations

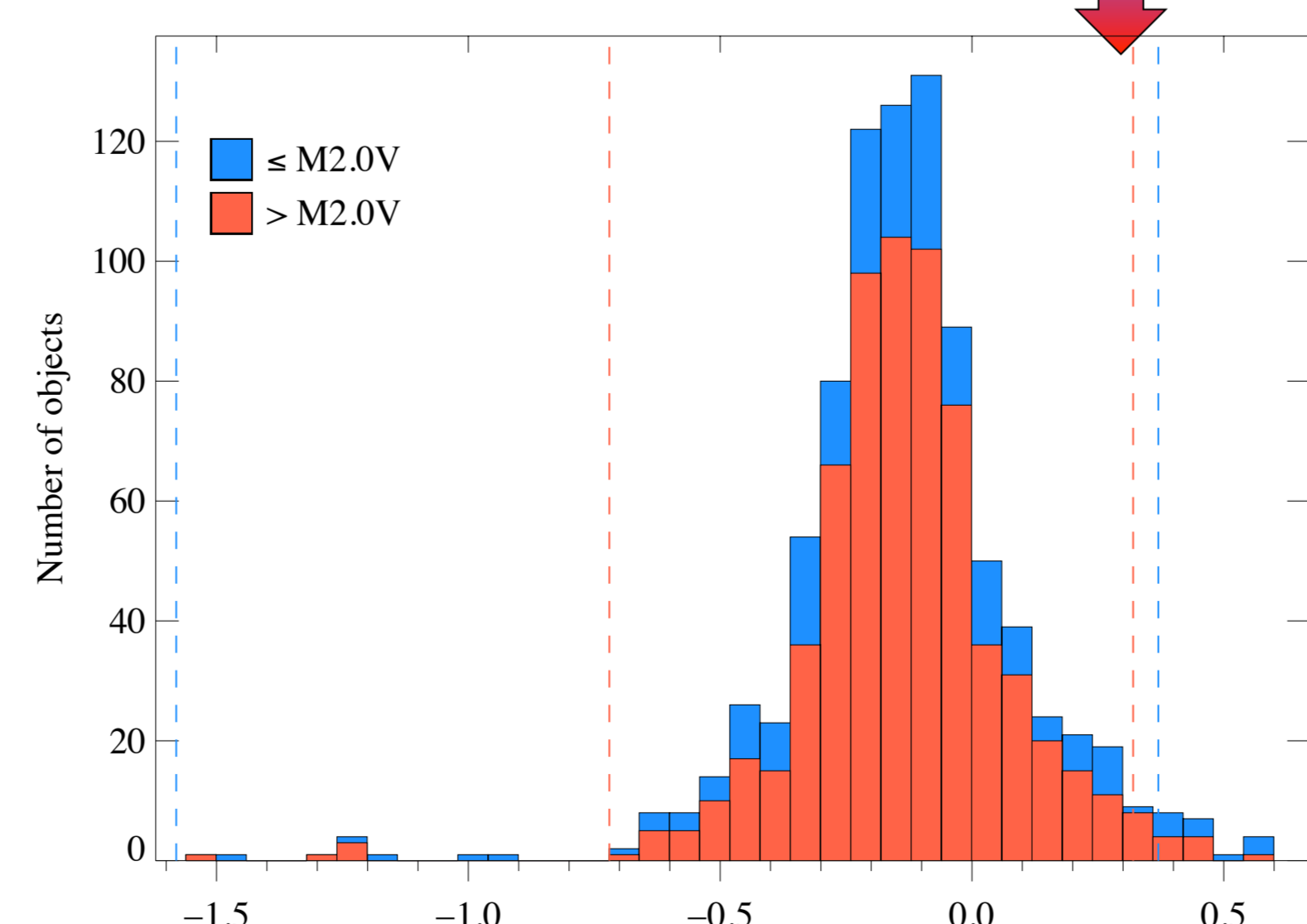


**EW(NaI 2.2 $\mu$ m):** Spectral features in the IR K-band like the NaI line at 2.2 $\mu$ m have an strong dependence on the metallicity (Rojas-Ayala et al. 2010, 2012; Terrien et al. 2012; Newton et al. 2014; Mann et al. 2012, 2013, 2015). We have taken the stars in common with these authors and use our uniform [Fe/H] determinations of the primaries to check this dependence. Dashed line (Newton et al. 2014), solid line (this work).

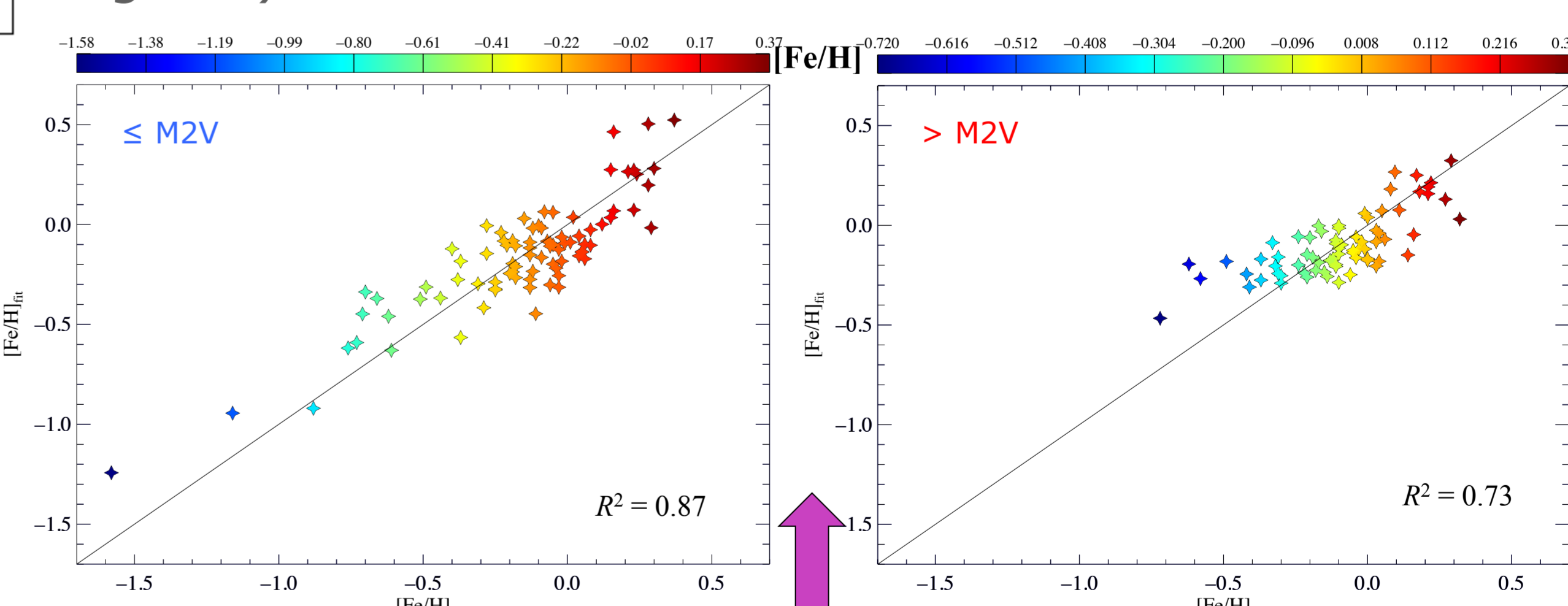


**Color-Magnitude Diagram (M<sub>K</sub> vs V-K)** adopting the distance and [Fe/H] of the FGK primary and a solar metallicity main sequence we calibrate  $\Delta(V-K)$  vs [Fe/H] for the M-companions.

The histogram shows the [Fe/H] derived for our late-K/M-dwarf sample using our spectral index based calibration and the range of validity (dashed lines).



**IR color indices** derived from 2MASS ( $J, H, K$ ) and AllWISE ( $W1, W2, W3, W4$ ) mags depend on [Fe/H]. The strongest dependence is observed in the  $W1-W2$  color vs  $TiO5$  spectral index diagram. Where  $TiO5$  was derived from our low-res spectra of the M-companions as in Alonso-Floriano et al. (2015). The fit (solid line) in these figures was done using the stars with solar metallicity ([Fe/H]=0.0  $\pm$  2 $\sigma$ , marked with a box in the figures). Dashed lines are the 1 $\sigma$  around the fit.



**Spectral index multilinear regression.** We studied combinations of several indices among the 38 indices derived by us (31 from Alonso-Floriano (2015) and 7 from Mann et al. (2015)) to obtain a multilinear regression to our [Fe/H] values. We found the most profitable regression using **10 indices** for SpT  $\leq$  M2V ( $TiO5$ ;  $CaH2$ ;  $VO$ ;  $\log(\text{Color-M})$ ;  $VO-a$ ;  $VO-b$ ;  $Na-8190$ ;  $F02$ ;  $F05$ ;  $F06$ ) with  $R^2 = 0.87$  and  $>$  M2V ( $CaH 2$ ,  $I2$ ,  $PC1$ ,  $PC2$ ,  $VO-7912$ ,  $VO-7434$ ,  $TiO-7140$ ,  $VO-b$ ,  $Na-8190$ ,  $F03$ ) with  $R^2 = 0.73$ .

**Acknowledgments:** MINECO grants AYA2014-54348-C3-01/02/03-R

